

ÁÛÆÆÉ/Estd: 1983

zÀÆgÀÁtÂ ,ÀASÉâ:08475-273045



°ÉÊ.PÀ.¿,ÀA,ÉÜAiÀÄ
²æÃªÄÄw.a£ÀßªÄÄ §,À¶Àà.¶ÁnÃ® PÀ- ÁªÄÄvÀÄÛªÁtÂdå
¶ÀzÀ«
ªÄÄ°Á«zÁå®AiÄÄ, aAZÉÆÃ½-585307 f: PÀ®\$ÄVð-PÀ£ÁðIPÀ gÁdå
H.K.E. Society's
**SMT.CHINNAMMA BASAPPA PATIL ARTS AND COMMERCE
DEGREE COLLEGE, CHINCHOLI-585307 Dist. KALABURGI
(AFFILIATED TO GULBARGA UNIVERSITY KALABURGI)**

PÀæªAiÁAPÀ/Ref.No:HKES/ACCC/2022-23/

Date : _____

Department of Economics

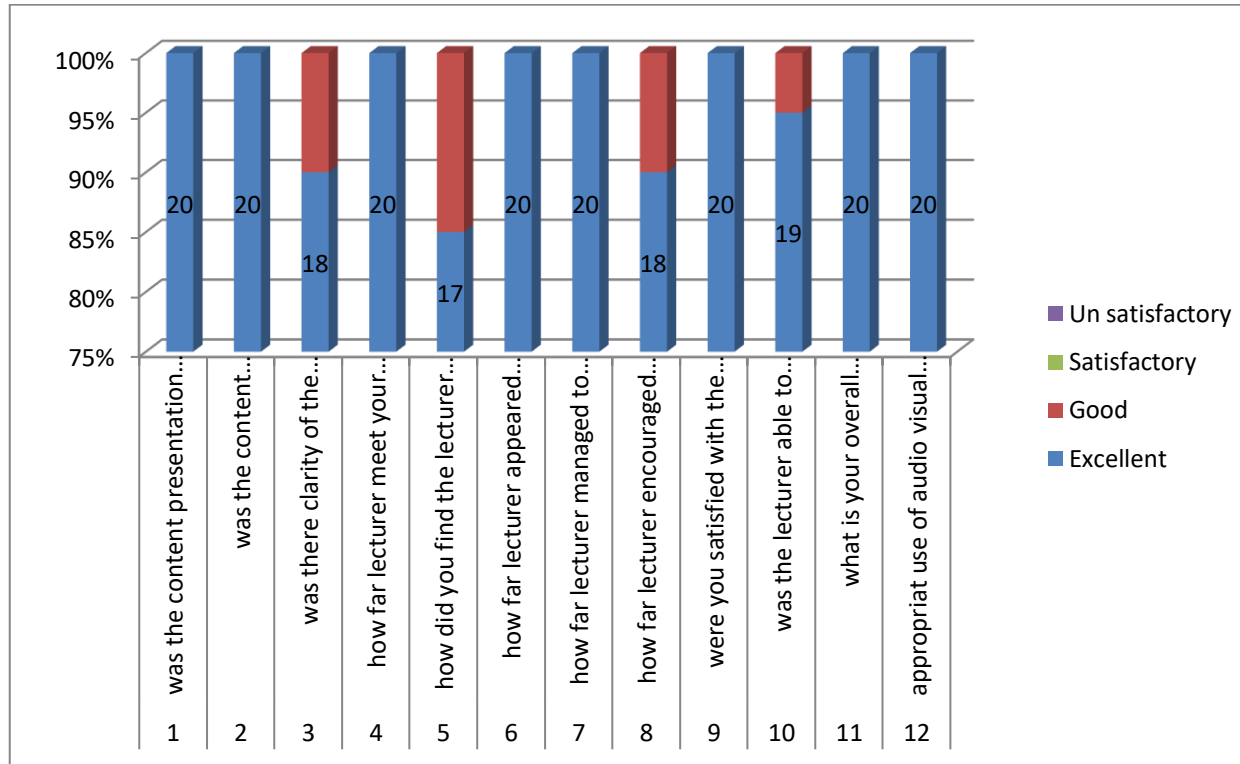
STUDENTS FEEDBACK AND ACTION TAKEN REPORT

2019-20

Year -2019-20

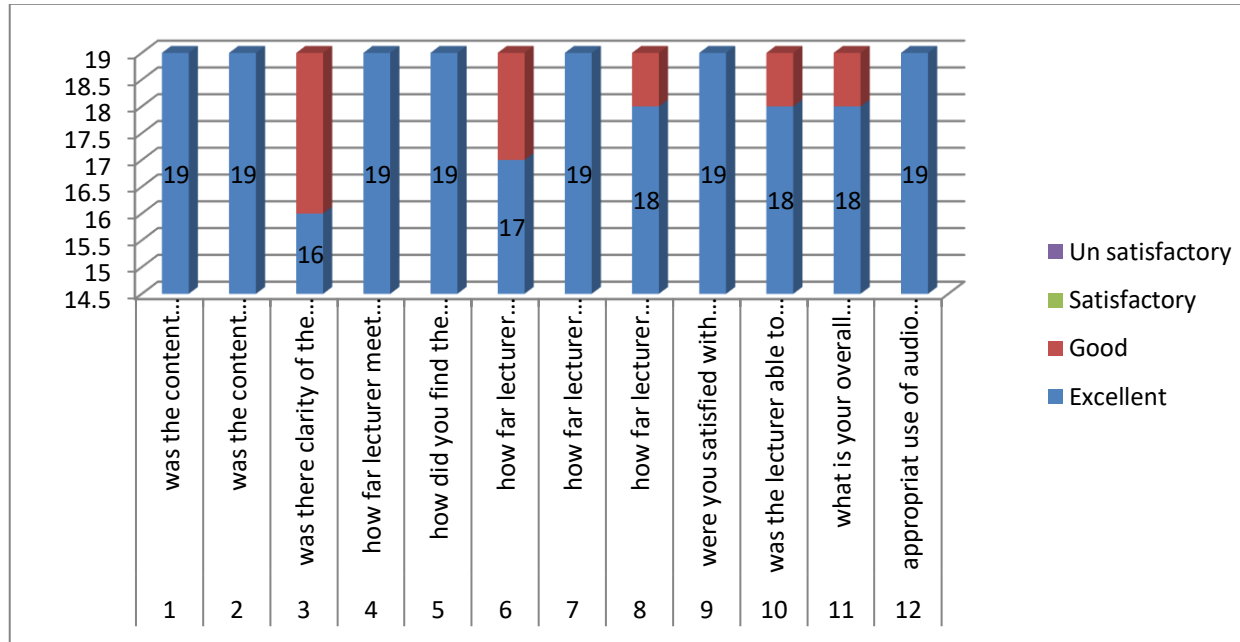
	Department of Economics	BA I st Semester					
Si.No	Contents	Excellent	Percent	Good	Percent	Satisfactory	Un satisfactory
1	was the content presentation is interesting	20	100.00		0.00		
2	was the content understandable	20	100.00		0.00		
3	was there clarity of the presentation	18	90.00	2	10.00		
4	how far lecturer meet your expectation useful	20	100.00		0.00		
5	how did you find the lecturer Vocability	17	85.00	3	15.00		
6	how far lecturer appeared enthusiastic about subject	20	100.00		0.00		
7	how far lecturer managed to lecturer your attention	20	100.00		0.00		
8	how far lecturer encouraged to interaction	18	90.00	2	10.00		
9	were you satisfied with the lecturer	20	100.00		0.00		
10	was the lecturer able to answer your questions	19	95.00	1	5.00		
11	what is your overall performance about the lecturer	20	100.00		0.00		
12	appropriate use of audio visual aids	20	100.00		0.00		
13	what suggestions do you have to improve the lecturer						

BA Ist Semester



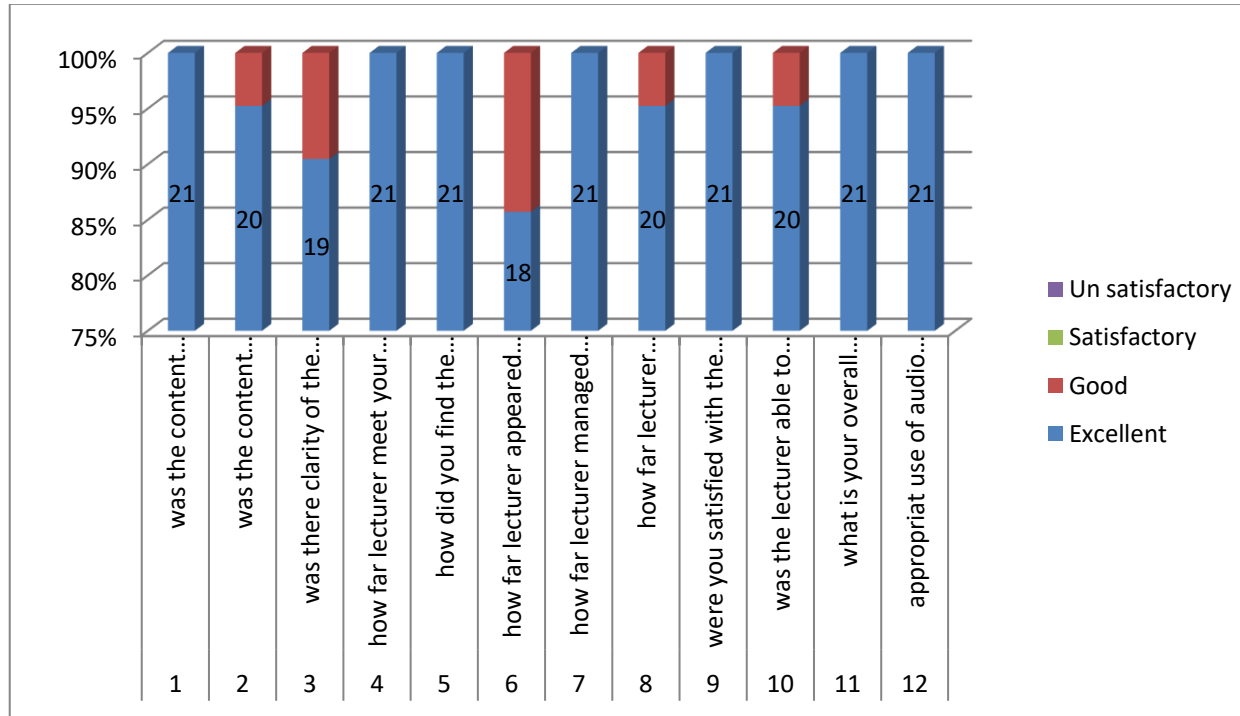
		BA III rd Semester					
Si.No	Contents	Excellent	Percent	Good	Percent	Satisfactory	Un satisfactory
1	was the content presentation is interesting	19	100.00		0.00		
2	was the content understandable	19	100.00		0.00		
3	was there clarity of the presentation	16	84.21	3	15.79		
4	how far lecturer meet your expectation useful	19	100.00		0.00		
5	how did you find the lecturer Vocability	19	100.00		0.00		
6	how far lecturer appeared enthusiastic about subject	17	89.47	2	10.53		
7	how far lecturer managed to lecturer your attention	19	100.00		0.00		
8	how far lecturer encouraged to interaction	18	94.74	1	5.26		
9	were you satisfied with the lecturer	19	100.00		0.00		
10	was the lecturer able to answer your questions	18	94.74	1	5.26		
11	what is your overall performance about the lecturer	18	94.74	1	5.26		
12	appropriate use of audio visual aids	19	100.00		0.00		
13	what suggestions do you have to improve the lecturer						

BA IIIrd Semester



		BA V th Semester					
Si.No	Contents	Excellent	Percent	Good	Percent	Satisfactory	Un satisfactory
1	was the content presentation is interesting	21	100.00		0.00		
2	was the content understandable	20	95.24	1	4.76		
3	was there clarity of the presentation	19	90.48	2	9.52		
4	how far lecturer meet your expectation useful	21	100.00		0.00		
5	how did you find the lecturer Vocability	21	100.00		0.00		
6	how far lecturer appeared enthusiastic about subject	18	85.71	3	14.29		
7	how far lecturer managed to lecturer your attention	21	100.00		0.00		
8	how far lecturer encouraged to interaction	20	95.24	1	4.76		
9	were you satisfied with the lecturer	21	100.00		0.00		
10	was the lecturer able to answer your questions	20	95.24	1	4.76		
11	what is your overall performance about the lecturer	21	100.00		0.00		
12	appropriate use of audio visual aids	21	100.00		0.00		
13	what suggestions do you have to improve the lecturer						

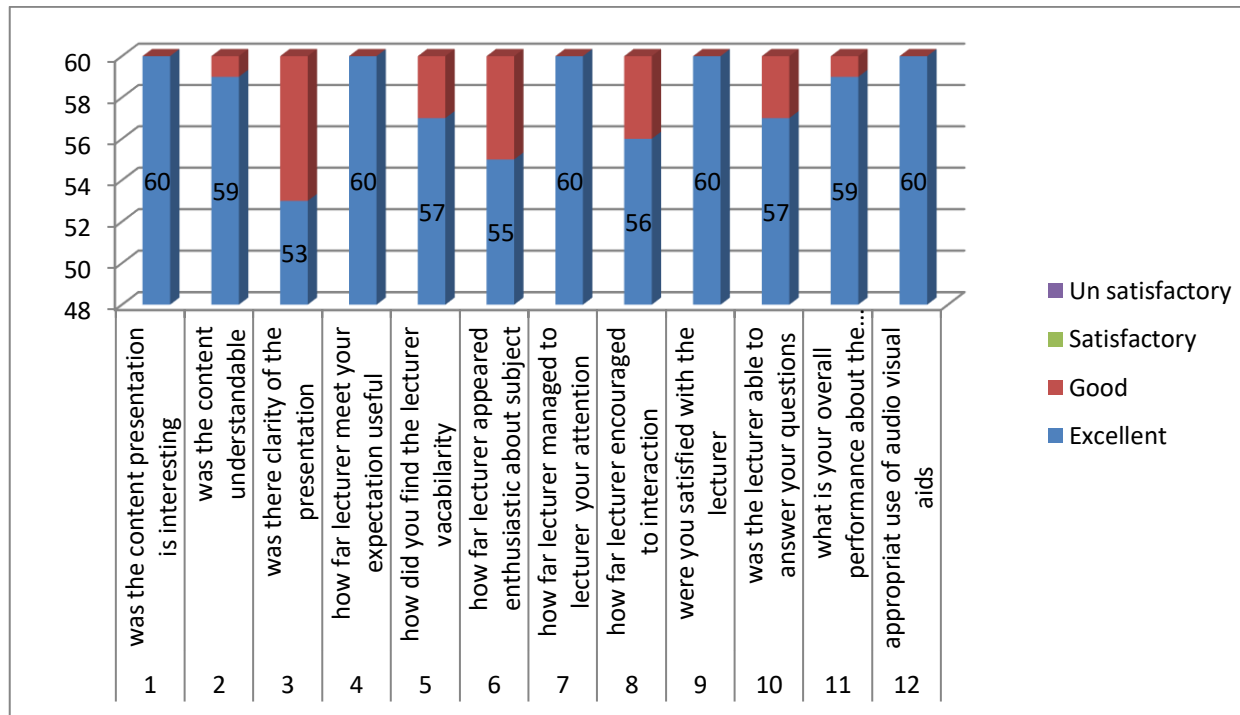
BA Vth Semester



				Grand Total			
				Year - 2019-20			
Si.No	Contents	Excellent	Percent	Good	Percent	Satisfactory	Un satisfactory
1	was the content presentation is interesting	60	100.00	0	0.00		
2	was the content understandable	59	98.33	1	1.67		
3	was there clarity of the presentation	53	88.33	7	11.67		
4	how far lecturer meet your expectation useful	60	100.00	0	0.00		
5	how did you find the lecturer Vocabulary	57	95.00	3	5.00		
6	how far lecturer appeared enthusiastic about subject	55	91.67	5	8.33		
7	how far lecturer managed to lecturer your attention	60	100.00	0	0.00		
8	how far lecturer encouraged to interaction	56	93.33	4	6.67		
9	were you satisfied with the lecturer	60	100.00	0	0.00		
10	was the lecturer able to answer your questions	57	95.00	3	5.00		
11	what is your overall performance about the lecturer	59	98.33	1	1.67		
12	appropriate use of audio visual aids	60	100.00	0	0.00		
13	what suggestions do you have to improve the lecturer						

Grand Total

Year-2019-20



ANALYSIS OF STUDENT'S FEEDBACK AND ACTION TAKEN REPORT -2019-20

DEPARTMENT OF ECONOMICS

The department of economics received feedback from Ist, IInd and IIIrd year Students through offline process, on the basis of **student's feedback, the analysis is as follows.**

- 100% of the student's feedback says that lectures explaining the contents very clearly and qualitatively.
- 100% of the student's feedback tells that audio visual aids used by the lecturer are satisfactory.
- 100% of the students say that teachers are explaining the contents very effectively with proper preparation.
- Student feedback indicates that overall performance of the department of economics is excellent.

Action Taken Report:

The following action required to update the students for competitive world

- By analysing students feedback department of economics is very happy, but even though the department try to update the students by giving theoretical as well as practical aspects.
- Students are encouraged to participate in workshop and seminar.
- The department encouraging the staff for the use of technology in teaching.
- 88% of students only having good experience in clarity of presentation remaining are not satisfied. Hence the department is giving importance to improve in this particular area.