

ÁÜÆÆ/Est'd: 1983

zÀÆgÀÁtÂ ,ÀASÉà:08475-273045



°ÉÊ.PÀ.²,ÀA,ÉÜAiÀÄ  
²æÃªÄw.a£ÀßªÄä §,À¶Àà .¶ÁnÃ® PÀ- ÁªÄvÄÄÛªÁtÂdå  
¶ÀzÀ«  
ªÄÄ°Á«zÁå®AiÄÄ, aAZÉÆÄ½-585307 f: PÀ®§ÄVð-PÀ£ÁðIPÀ gÁdå  
H.K.E. Society's  
**SMT.CHINNAMMA BASAPPA PATIL ARTS AND COMMERCE  
DEGREE COLLEGE, CHINCHOLI-585307 Dist. KALABURGI  
(AFFILIATED TO GULBARGA UNIVERSITY KALABURGI)**

PÀæªÁiÁAPÀ/Ref.No:HKES/ACCC/2022-23/

Date : \_\_\_\_\_

# **Department of Economics**

## **STUDENTS FEEDBACK AND ACTION TAKEN REPORT**

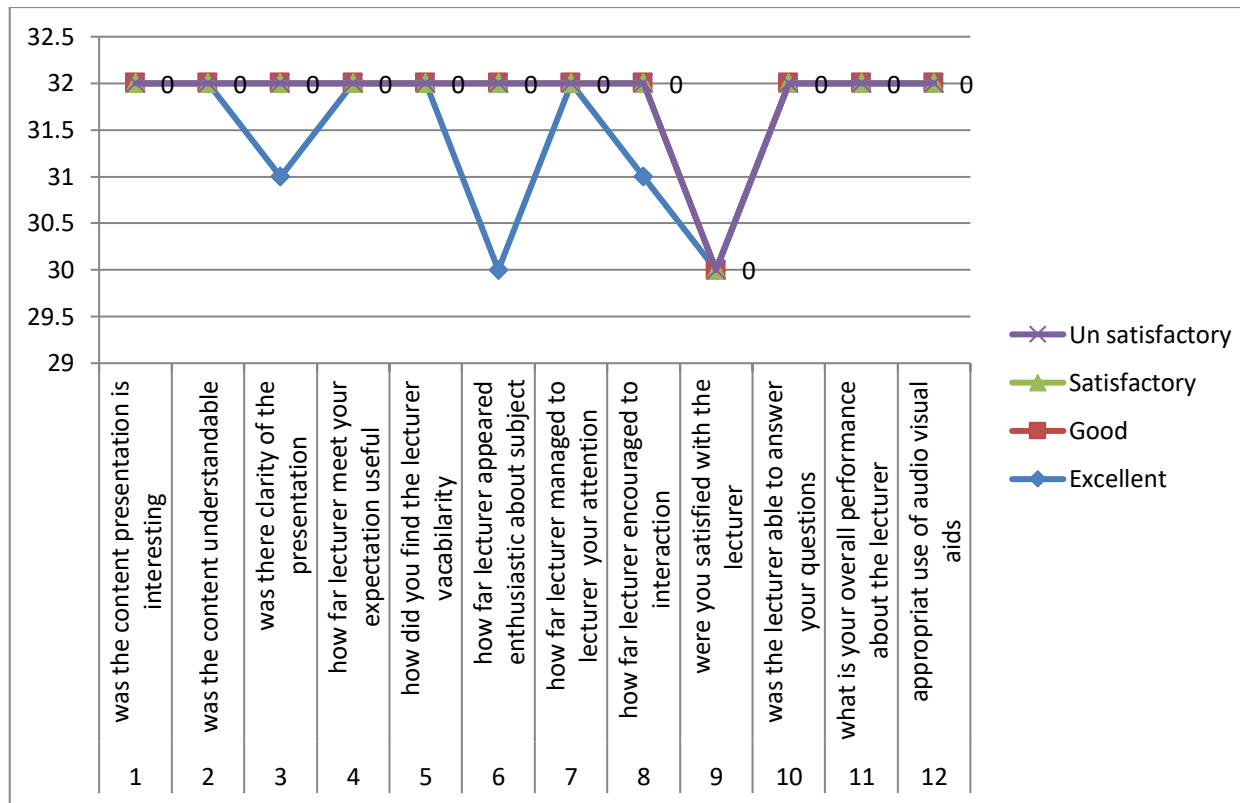
**2018-19**

**Year- 2018-19**

**BA I<sup>st</sup> Semester**

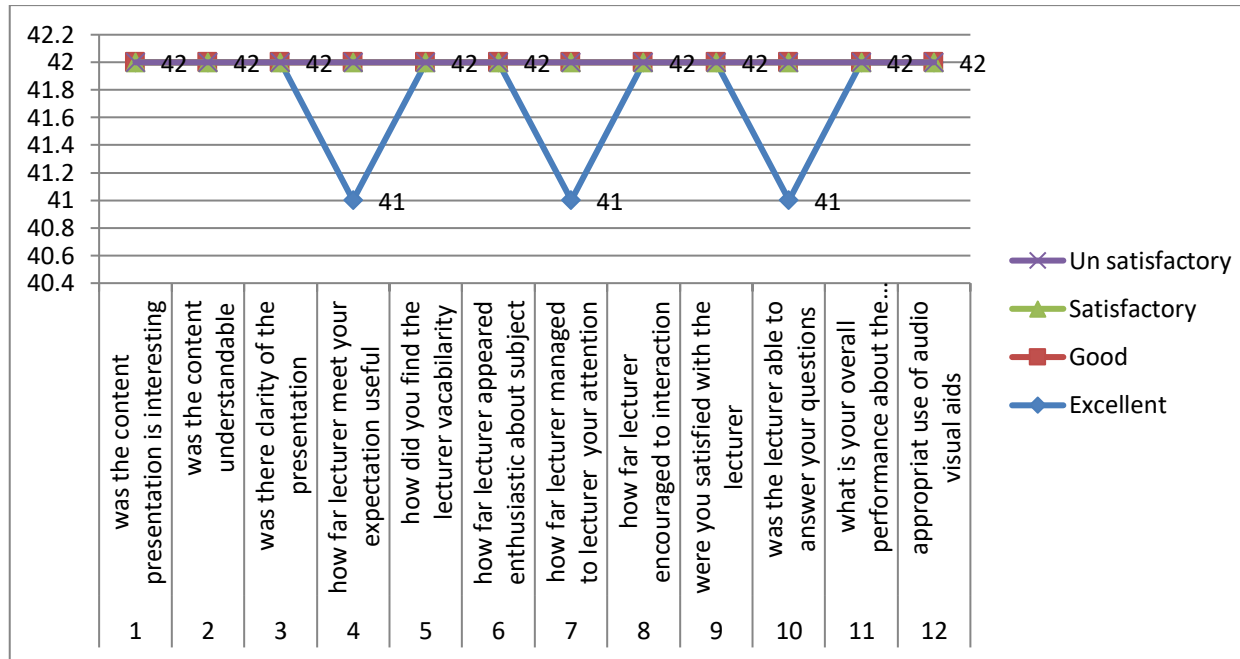
Si.No	Contents	Excellent	Percent	Good	Percent	Satisfactory	Un satisfactory
1	was the content presentation is interesting	32	100.00		0.00		
2	was the content understandable	32	100.00		0.00		
3	was there clarity of the presentation	31	96.88	1	3.13		
4	how far lecturer meet your expectation useful	32	100.00		0.00		
5	how did you find the lecturer Vocability	32	100.00		0.00		
6	how far lecturer appeared enthusiastic about subject	30	93.75	2	6.25		
7	how far lecturer managed to lecturer your attention	32	100.00		0.00		
8	how far lecturer encouraged to interaction	31	96.88	1	3.13		
9	were you satisfied with the lecturer	30	93.75		0.00		
10	was the lecturer able to answer your questions	32	100.00		0.00		
11	what is your overall performance about the lecturer	32	100.00		0.00		
12	appropriate use of audio visual aids	32	100.00		0.00		
13	what suggestions do you have to improve the lecturer						

# BA I<sup>st</sup> Semester



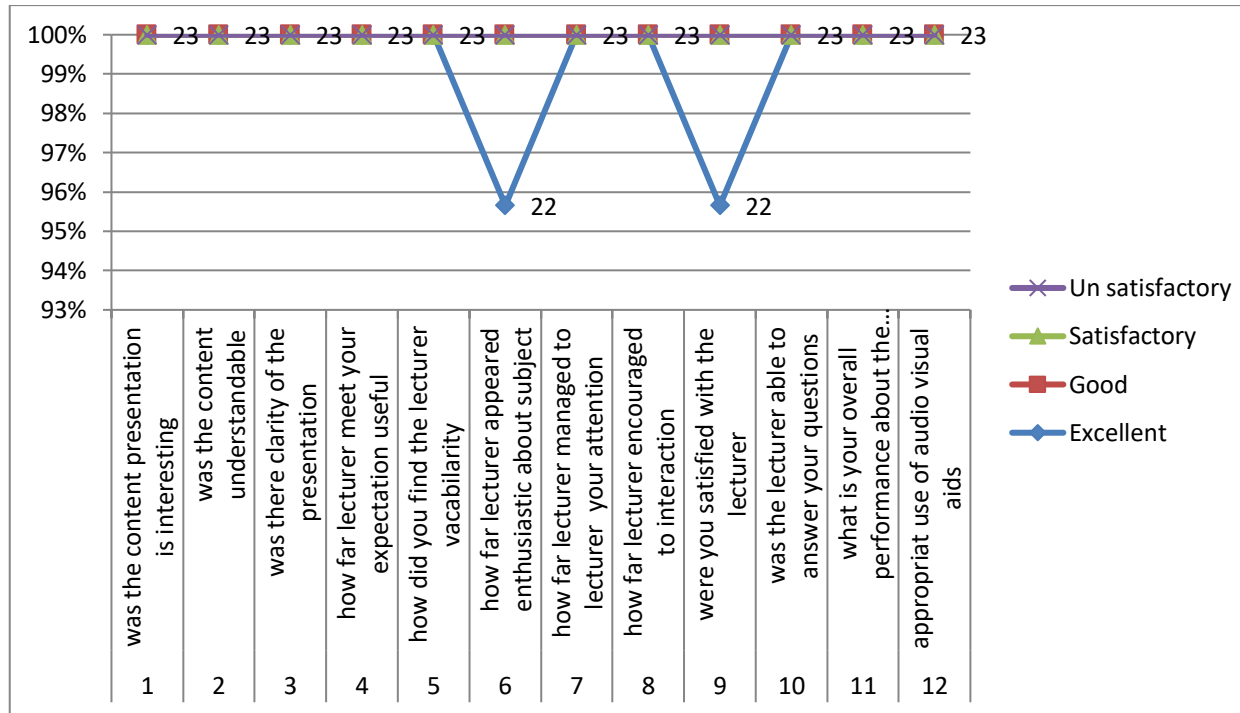
		BA III <sup>rd</sup> Semester					
Si.No	Contents	Excellent	Percent	Good	Percent	Satisfactory	Un satisfactory
1	was the content presentation is interesting	42	100.00		0.00		
2	was the content understandable	42	100.00		0.00		
3	was there clarity of the presentation	42	100.00		0.00		
4	how far lecturer meet your expectation useful	41	97.62	1	2.38		
5	how did you find the lecturer Vocability	42	100.00		0.00		
6	how far lecturer appeared enthusiastic about subject	42	100.00		0.00		
7	how far lecturer managed to lecturer your attention	41	97.62	1	2.38		
8	how far lecturer encouraged to interaction	42	100.00		0.00		
9	were you satisfied with the lecturer	42	100.00		0.00		
10	was the lecturer able to answer your questions	41	97.62	1	2.38		
11	what is your overall performance about the lecturer	42	100.00		0.00		
12	appropriate use of audio visual aids	42	100.00		0.00		
13	what suggestions do you have to improve the lecturer						

# BA III<sup>rd</sup> Semester



		BA V <sup>th</sup> Semester					
Si.No	Contents	Excellent	Percent	Good	Percent	Satisfactory	Un satisfactory
1	was the content presentation is interesting	23	100.00		0.00		
2	was the content understandable	23	100.00		0.00		
3	was there clarity of the presentation	23	100.00		0.00		
4	how far lecturer meet your expectation useful	23	100.00		0.00		
5	how did you find the lecturer Vocability	23	100.00		0.00		
6	how far lecturer appeared enthusiastic about subject	22	95.65	1	4.35		
7	how far lecturer managed to lecturer your attention	23	100.00		0.00		
8	how far lecturer encouraged to interaction	23	100.00		0.00		
9	were you satisfied with the lecturer	22	95.65	1	4.35		
10	was the lecturer able to answer your questions	23	100.00		0.00		
11	what is your overall performance about the lecturer	23	100.00		0.00		
12	appropriate use of audio visual aids	23	100.00		0.00		
13	what suggestions do you have to improve the lecturer						

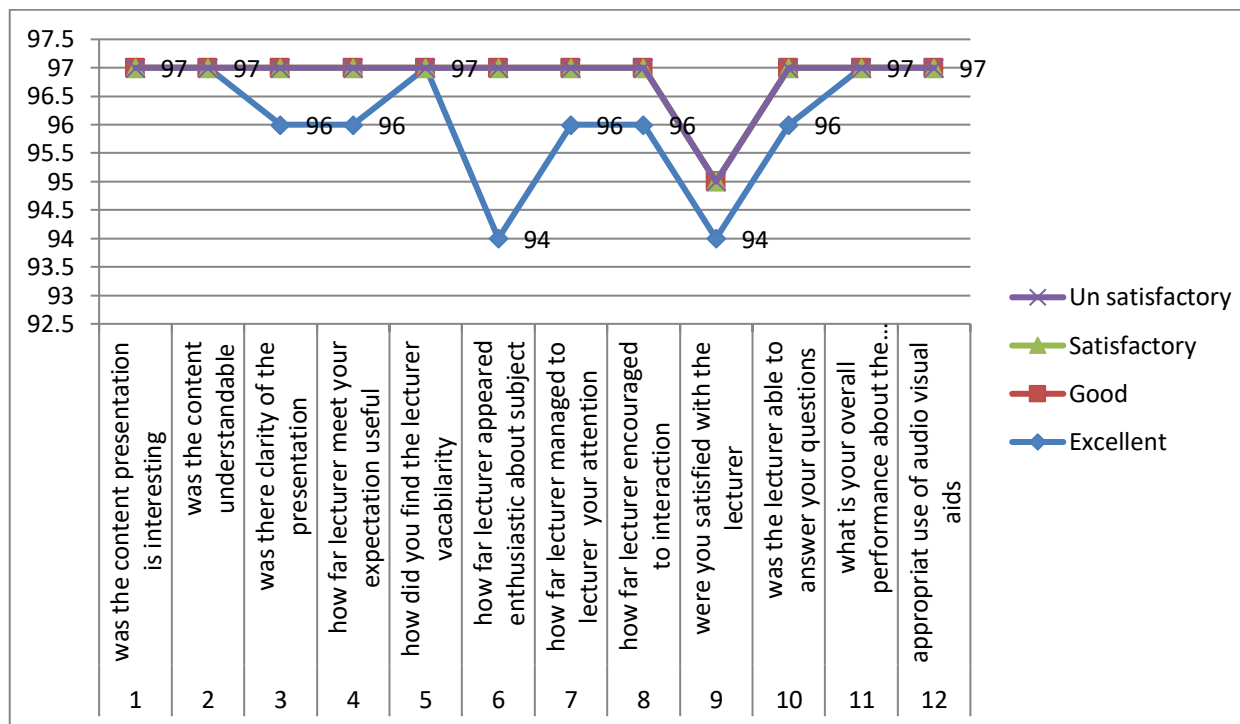
# BA V<sup>th</sup> Semester



			Grand Total Year - 2018-19				
Si.No	Contents	Excellent	Percent	Good	Percent	Satisfactory	Un satisfactory
1	was the content presentation is interesting	97	100.00	0	0.00		
2	was the content understandable	97	100.00	0	0.00		
3	was there clarity of the presentation	96	98.97	1	1.03		
4	how far lecturer meet your expectation useful	96	98.97	1	1.03		
5	how did you find the lecturer vocabularity	97	100.00	0	0.00		
6	how far lecturer appeared enthusiastic about subject	94	96.91	3	3.09		
7	how far lecturer managed to lecturer your attention	96	98.97	1	1.03		
8	how far lecturer encouraged to interaction	96	98.97	1	1.03		
9	were you satisfied with the lecturer	94	96.91	1	1.03		
10	was the lecturer able to answer your questions	96	98.97	1	1.03		
11	what is your overall performance about the lecturer	97	100.00	0	0.00		
12	appropriate use of audio visual aids	97	100.00	0	0.00		
13	what suggestions do you have to improve the lecturer						



Grand Total  
Year - 2018-19



# ANALYSIS OF STUDENT'S FEEDBACK AND ACTION TAKEN REPORT -2018-19

## DEPARTMENT OF ECONOMICS

The department of economics received feedback from I<sup>st</sup>, II<sup>nd</sup> and III<sup>rd</sup> year Students through offline process, on the basis of **student's feedback, the analysis is as follows.**

- The Syllabus for B.A was really encouraging the students according to their feedback.
- 98.97% of the students given their feedback on clarity and managed to get the attention of the students when teacher is delivering lecture.
- 100% of the feedback stated that the performance of the teacher was excellent.
- Interaction between student and teacher was also highly satisfied.
- The teaching method and presentation was understandable.

### **Action Taken Report:**

#### **The following action required to update the students for competitive world**

- Student's feedback on curriculum was very positive, even though we try to update the syllabus.
- Inspite of positive feedback the department of economics highly interested to give more.
- The department of economics concentrating more to satisfy the students particularly on lecturing.
- The department of economics wanted to conduct more and more seminars and workshop to update the students.