

ÁÛÆÆÉ/Estd: 1983

zÀÆgÀÁtÂ ,ÀASÉâ:08475-273045



°ÉÊ.PÀ.?, ÀA, ÉÜAiÀÄ  
²æÃªÄÄw.a£ÀßªÄÄ §, À¶Àà .¶ÁnÃ® PÀ- ÁªÄÄvÀÄÛªÁtÂdå  
¶ÀzÀ«  
ªÄÄ°Á«zÁå®AiÄÄ, aAZÉÆÃ½-585307 f: PÀ®\$ÄVð-PÀ£ÁðIPÀ gÁdå  
H.K.E. Society's  
**SMT.CHINNAMMA BASAPPA PATIL ARTS AND COMMERCE  
DEGREE COLLEGE, CHINCHOLI-585307 Dist. KALABURGI  
(AFFILIATED TO GULBARGA UNIVERSITY KALABURGI)**

PÀæªAiÁAPÀ/Ref.No:HKES/ACCC/2022-23/

Date : \_\_\_\_\_

# **Department of Economics**

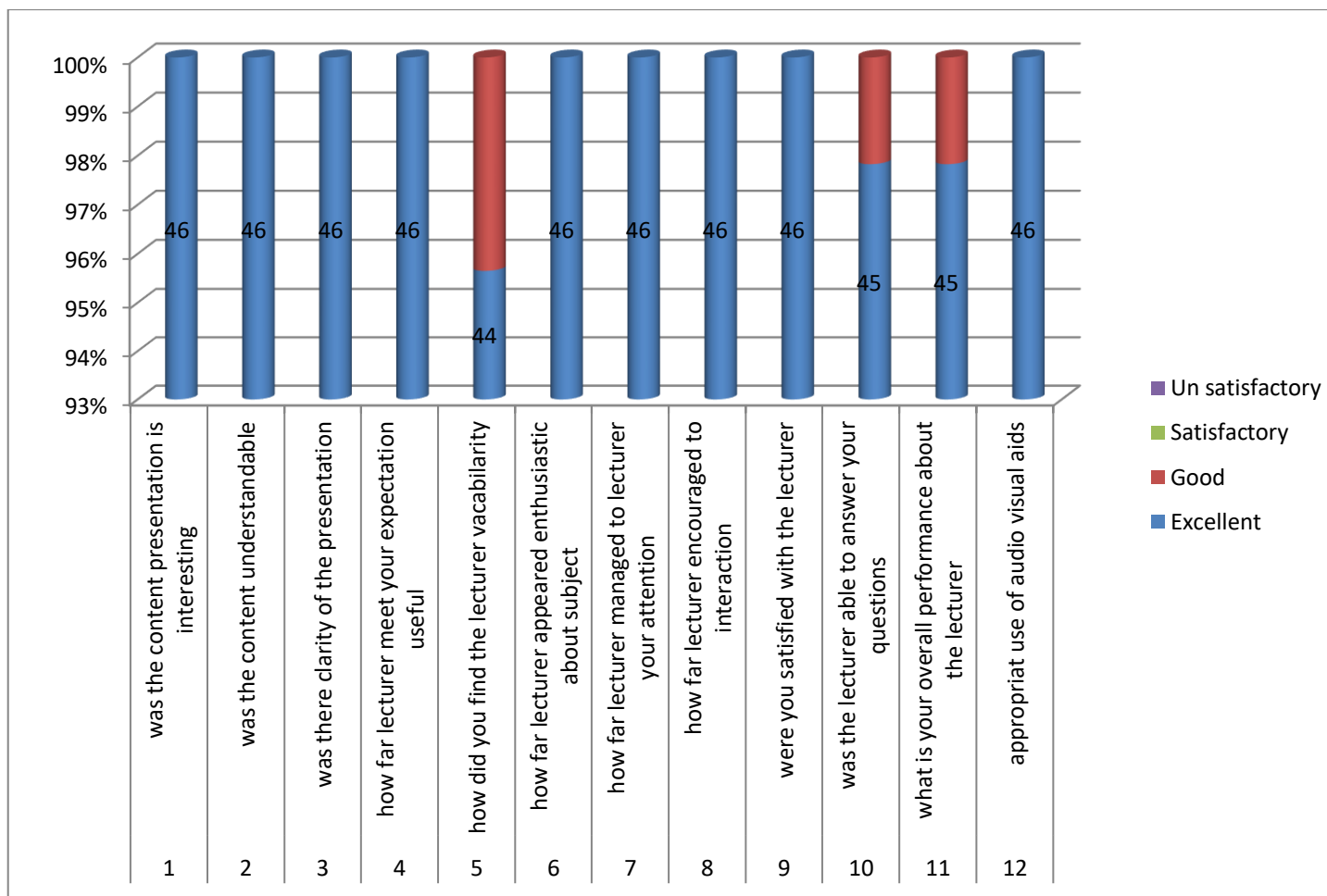
## **STUDENTS FEEDBACK AND ACTION TAKEN REPORT**

**2017-18**

**Year -2017-18**  
**BA I<sup>st</sup> Semester**

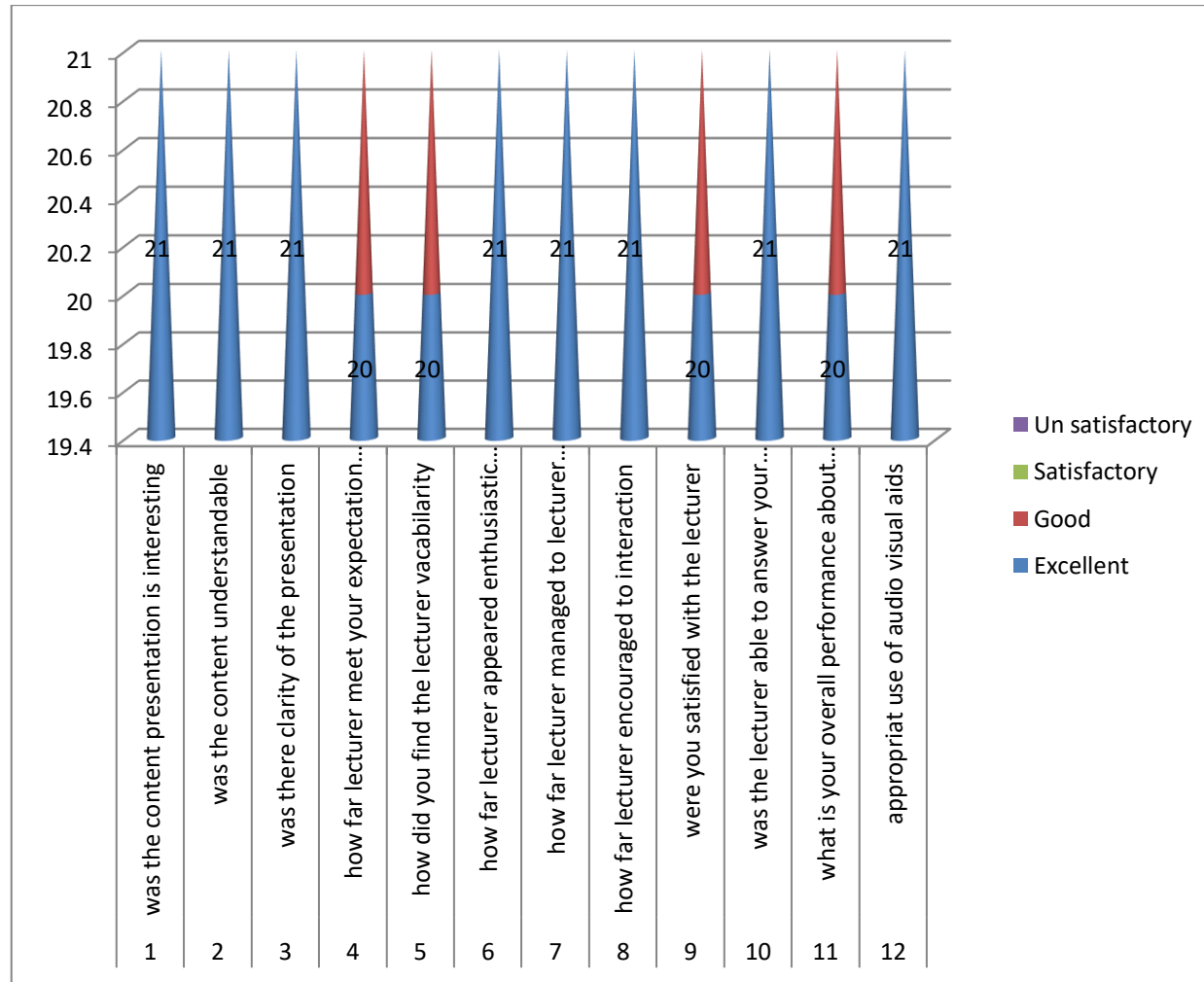
Si.No	Contents	Excellent	Percent	Good	Percent	Satisfactory	Un satisfactory
1	was the content presentation is interesting	46	100.00		0.00		
2	was the content understandable	46	100.00		0.00		
3	was there clarity of the presentation	46	100.00		0.00		
4	how far lecturer meet your expectation useful	46	100.00		0.00		
5	how did you find the lecturer Vocability	44	95.65	2	4.35		
6	how far lecturer appeared enthusiastic about subject	46	100.00		0.00		
7	how far lecturer managed to lecturer your attention	46	100.00		0.00		
8	how far lecturer encouraged to interaction	46	100.00		0.00		
9	were you satisfied with the lecturer	46	100.00		0.00		
10	was the lecturer able to answer your questions	45	97.83	1	2.17		
11	what is your overall performance about the lecturer	45	97.83	1	2.17		
12	appropriate use of audio visual aids	46	100.00		0.00		
13	what suggestions do you have to improve the lecturer						

## BA I<sup>st</sup> Semester



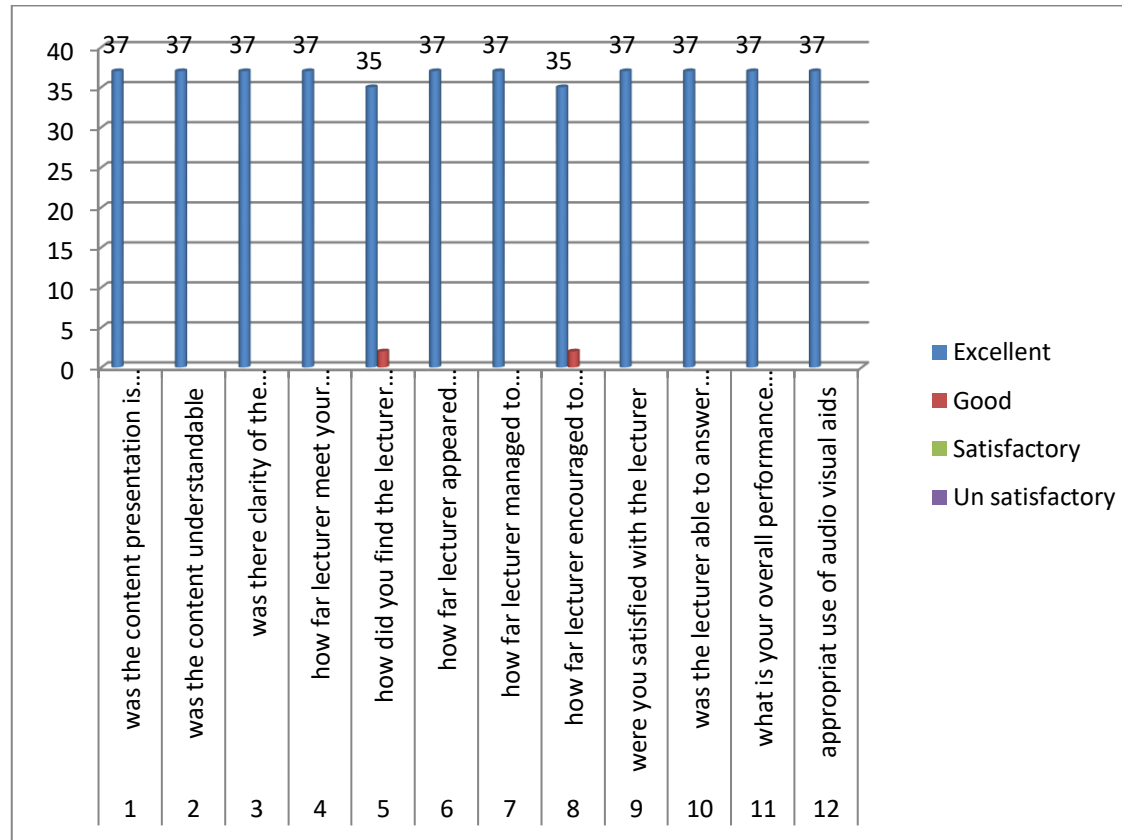
		BA III <sup>rd</sup> Semester					
Si.No	Contents	Excellent	Percent	Good	Percent	Satisfactory	Un satisfactory
1	was the content presentation is interesting	21	100.00		0.00		
2	was the content understandable	21	100.00		0.00		
3	was there clarity of the presentation	21	100.00		0.00		
4	how far lecturer meet your expectation useful	20	95.24	1	4.76		
5	how did you find the lecturer Vocability	20	95.24	1	4.76		
6	how far lecturer appeared enthusiastic about subject	21	100.00		0.00		
7	how far lecturer managed to lecturer your attention	21	100.00		0.00		
8	how far lecturer encouraged to interaction	21	100.00		0.00		
9	were you satisfied with the lecturer	20	95.24	1	4.76		
10	was the lecturer able to answer your questions	21	100.00		0.00		
11	what is your overall performance about the lecturer	20	95.24	1	4.76		
12	appropriate use of audio visual aids	21	100.00		0.00		
13	what suggestions do you have to improve the lecturer						

# BA III<sup>rd</sup> Semester



		BA V <sup>th</sup> Semester					
Si.No	Contents	Excellent	Percent	Good	Percent	Satisfactory	Un satisfactory
1	was the content presentation is interesting	37	100.00		0.00		
2	was the content understandable	37	100.00		0.00		
3	was there clarity of the presentation	37	100.00		0.00		
4	how far lecturer meet your expectation useful	37	100.00		0.00		
5	how did you find the lecturer Vocability	35	94.59	2	5.41		
6	how far lecturer appeared enthusiastic about subject	37	100.00		0.00		
7	how far lecturer managed to lecturer your attention	37	100.00		0.00		
8	how far lecturer encouraged to interaction	35	94.59	2	5.41		
9	were you satisfied with the lecturer	37	100.00		0.00		
10	was the lecturer able to answer your questions	37	100.00		0.00		
11	what is your overall performance about the lecturer	37	100.00		0.00		
12	appropriate use of audio visual aids	37	100.00		0.00		
13	what suggestions do you have to improve the lecturer						

# BA V<sup>th</sup> Semester

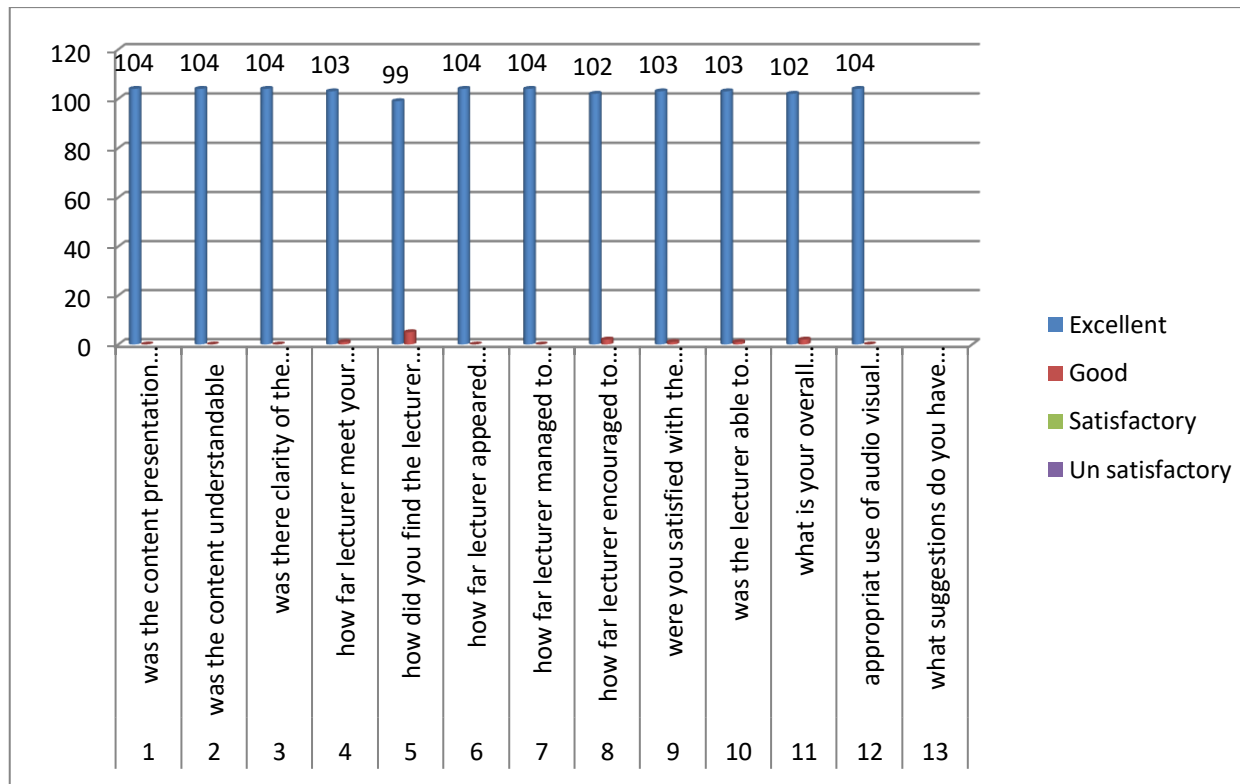


Grand Total  
Year - 2017-18

Si.No	Contents	Excellent	Percent	Good	Percent	Satisfactory	Un satisfactory
1	was the content presentation is interesting	104	100.00	0	0.00		
2	was the content understandable	104	100.00	0	0.00		
3	was there clarity of the presentation	104	100.00	0	0.00		
4	how far lecturer meet your expectation useful	103	99.04	1	0.96		
5	how did you find the lecturer Vocability	99	95.19	5	4.81		
6	how far lecturer appeared enthusiastic about subject	104	100.00	0	0.00		
7	how far lecturer managed to lecturer your attention	104	100.00	0	0.00		
8	how far lecturer encouraged to interaction	102	98.08	2	1.92		
9	were you satisfied with the lecturer	103	99.04	1	0.96		
10	was the lecturer able to answer your questions	103	99.04	1	0.96		
11	what is your overall performance about the lecturer	102	98.08	2	1.92		
12	appropriate use of audio visual aids	104	100.00	0	0.00		
13	what suggestions do you have to improve the lecturer						



# Grand total -2017-18



# ANALYSIS OF STUDENT'S FEEDBACK AND ACTION TAKEN REPORT -2017-18

## DEPARTMENT OF ECONOMICS

The department of economics received feedback from I<sup>st</sup>, II<sup>nd</sup> and III<sup>rd</sup> year Students, on the basis of **student's feedback, the analysis is as follows.**

- 100% of students given their feedback excellent on content presentation.
- Student's feedback on curriculum was quite satisfactory.
- 99% of the students were give excellent feedback.
- 100% of students given positive feedback for the ability of teacher communication were excellent.
- The teacher presentation and delivering lecture was understandable.
- The lecture communication skill was up to the mark.
- 100% students given excellent on teacher presentation.

### **Action Taken Report:**

#### **The following action required to update the students for competitive world**

- In spite of positive feedback the department of Economics try to improve more.
- The department of economics is always giving more concentration on slow and advanced learners.
- Teachers are always giving much more importance to the progress of the students.
- Encouraging the students present the seminar very systematically.
- Frequently the department of economics conducting group discussion on current issues.