



Estd: 1983

Phone:273045

H.K.E.Society's

SMT.C.B.PATIL ARTS AND COMMERCE DEGREE COLLEGE CHINCHOLI-585 307

Ref.No.HKES/ACCC/2018-19/

Date: 23-10-2018

To

Dr. Sujata P. Shanbag,
Assistant advisor
National assessment and accreditation council
2/4, Dr. Rajakumar road, Post box No. 1075
Rajajinagar,
Bangalore-560010


Sub: Submission of Annual Quality Assurance Report for the year 2017-18.

Respected Madam,

With reference to the above subject, I am here with submitting the Annual quality assurance report for the year 2017-18. Kindly accept the same and do the needful.

Thanking you

Yours sincerely


Dr. Srinivasan
Principal and Chairperson
H.K.E. Society's SMT. C. B. Patil
Degree College
Chincholi Dist. Kalaburagi

The Annual Quality Assurance Report (AQAR) of the IQAC

All NAAC accredited institutions will submit an annual self-reviewed progress report to NAAC, through its IQAC. The report is to detail the tangible results achieved in key areas, specifically identified by the institutional IQAC at the beginning of the academic year. The AQAR will detail the results of the perspective plan worked out by the IQAC. (Note: The AQAR period would be the Academic Year. For example, July 1, 2012 to June 30, 2013)

Part – A

I. Details of the Institution

1.1 Name of the Institution	H.K.E.Society's Smt.C.B Patil Arts and Commerce Degree College,
1.2 Address Line 1	Tq. Chincholi Dist. KALABURGI
Address Line 2	Tq. Chincholi Dist. KALABURGI
City/Town	Town
State	Karnataka
Pin Code	585 307
Institution e-mail address	cbpatilpri045@gmail.com
Contact Nos.	08475 273045
Name of the Head of the Institution:	Dr.S.H.Hosamani
Tel. No. with STD Code:	08475 273045
Mobile:	09945834988

Name of the IQAC Co-ordinator:

Dr.Manikamma N.Sultanapur Asst. Prof. In
Sociology

Mobile:

09972687272

IQAC e-mail address:

cbpatiliqac047@gmail.com.

1.3 NAAC Track ID :

11301 of LOI

1.4 Website address:

<http://www.hkesociety.org/scbpdcc>

Web-link of the AQAR:

<http://www.hkesociety.org/scbpdcc>

1.5 Accreditation Details

Sl. No.	Cycle	Grade	CGPA	Year of Accreditation	Validity Period
1	1 st Cycle	B+		2004-05	5 Years
2	2 nd Cycle	B		2015-16	5 years
3	3 rd Cycle				
4	4 th Cycle				

1.6 Date of Establishment of IQAC :

DD/MM/YYYY

25.12.2005

1.7 AQAR for the year :

2017-18

Others (Specify)

1.11 Name of the Affiliating University (*for the Colleges*)

Gulbarga University, Kalaburgi

1.12 Special status conferred by Central/ State Government-- UGC/CSIR/DST/DBT/ICMR etc

Autonomy by State/Central Govt. / University

University with Potential for Excellence

UGC-CPE

DST Star Scheme

UGC-CE

UGC-Special Assistance Programme

DST-FIST

UGC-Innovative PG programmes

Any other (*Specify*)

UGC-COP Programmes

07

2. IQAC Composition and Activities

07

2.1 No. of Teachers

2.2 No. of Administrative/Technical staff

02

2.3 No. of students

03

2.4 No. of Management representatives

02

2.5 No. of Alumni

02

2.6 No. of any other stakeholder and
community representatives

02

2.7 No. of Employers/ Industrialists

01

2.8 No. of other External Experts

01

2.9 Total No. of members

20

2.10 No. of IQAC meetings held

10

2.11 No. of meetings with various stakeholders:

No.

Faculty

10

Non-Teaching Staff

6

Students

Alumni

-

Others /Parents

1

2.12 Has IQAC received any funding from UGC during the year?

Yes

No

If yes, mention the amount

—

2.13 Seminars and Conferences (only quality related)

(i) No. of Seminars/Conferences/ Workshops/Symposia organized by the IQAC

Total Nos.

1

International

—

National

-

State

—

Institution Level

1

(ii) Themes

2.14 Significant Activities and contributions made by IQAC

—

2.15 Plan of Action by IQAC/Outcome

The plan of action chalked out by the IQAC in the beginning of the year towards quality enhancement and the outcome achieved by the end of the year *

Plan of Action	Achievements
<ul style="list-style-type: none"> • Plan to organize National Seminar 	Not organised
<ul style="list-style-type: none"> • Plan to organise workshop 	Organized.
<ul style="list-style-type: none"> • Plan to conduct Historical tour 	Organized.
<ul style="list-style-type: none"> • Plan to conduct Industrial tour by commerce Department 	Organized.
<ul style="list-style-type: none"> • Plan to organize Orientation Program and Coaching classes for competitive exams 	Organized.
<ul style="list-style-type: none"> • Plan to visit Gram Panchayat by Dept. of Rural Development. 	Organised
<ul style="list-style-type: none"> • Plan to Organize Special Lecture on personality development 	Organized.

2.15 Whether the AQAR was placed in statutory body Yes No

Management Syndicate Any other body

Provide the details of the action taken

Part – B

Criterion – I

I. Curricular Aspects

1.1 Details about Academic Programmes

Level of the Programme	Number of existing Programmes	Number of programmes added during the year	Number of self-financing programmes	Number of value added / Career Oriented programmes
PhD				
PG				
UG	Two	—	—	—
PG Diploma				
Advanced Diploma				
Diploma				
Certificate				
Others				
Total	Two			
Interdisciplinary	—	—	—	—
Innovative	—	—	—	—

1.2 (i) Flexibility of the Curriculum: CBCS/Core/Elective option / Open options

(ii) Pattern of programmes:

Pattern	Number of programmes
Semester ✓	Two
Trimester	
Annual	

1.3 Feedback from stakeholders* Alumni Parents Employers Students

(On all aspects)

Mode of feedback : Online Manual Co-operating schools (for PEI)

*Please provide an analysis of the feedback in the Annexure

1.4 Whether there is any revision/update of regulation or syllabi, if yes, mention their salient aspects.

—

1.5 Any new Department/Centre introduced during the year. If yes, give details.

Nil

Criterion – II

2. Teaching, Learning and Evaluation

2.1 Total No. of permanent faculty

Total	Asst. Professors	Associate Professors	Professors	Others
07	04	03	—	—

2.2 No. of permanent faculty with Ph.D.

05

2.3 No. of Faculty Positions Recruited (R) and Vacant (V) during the year ?

Asst. Professors		Associate Professors		Professors		Others		Total	
R	V	R	V	R	V	R	V	R	V
—	—	—	—	—	—	—	—	—	—

2.4 No. of Guest and Visiting faculty and Temporary faculty

Guest	17	
-------	----	--

2.5 Faculty participation in conferences and symposia:

No. of Faculty	International level	National level	State level
Attended	01	08	01
Presented papers	04	14	—
Resource Persons			01

2.6 Innovative processes adopted by the institution in Teaching and Learning:

Use of O H P and Power point

2.7 Total No. of actual teaching days during this academic year

180

2.8 Examination/ Evaluation Reforms initiated by the Institution (for example: Open Book Examination, Bar Coding, Double Valuation, Photocopy, Online Multiple Choice Questions)

—

2.9 No. of faculty members involved in curriculum restructuring/revision/syllabus development as member of Board of Study/Faculty/Curriculum Development workshop

02

2.10 Average percentage of attendance of students

80%

2.11 Course/Programme wise Distribution of pass percentage :

Statement showing the class wise Percentage Result of B.A/B.Com. I,II,III,IV,V &VI Semester Examination held on Nov/Dec.2016 And May/June 2017

Class & Year		Total No. of Appeared	Total No. of Students pass	Present age %	Distinction	I Class	II Class	Pass Class
B.A.I Sem.	Nov/Dec.2017	93	64	68.81%	12	33	14	5
B.A.II Sem	May/June 2018	88	57	64.75%	18	17	14	8
B.A.III Sem.	Nov/Dec.2017	46	27	58.69%	12	14	1	0
B.A.IV Sem	May/June 2018	45	27	58.69%	21	14	4	9
B.A.V Sem.	Nov/Dec.2017	76	65	97.01%	45	15	5	0
B.A.VI Sem	May/June 2018	72	64	88.88%	28	23	13	0
B.Com.I Sem	Nov/Dec.2017	67	40	59.70%	17	18	2	3
B.Com.II Sem	May/June 2018	64	41	64.06%	7	24	10	0
B.Com.III Sem.	Nov/Dec.2017	43	38	88.37%	25	12	1	0
B.Com.IV Sem	May/June 2018	44	34	77.27%	8	23	3	0
B.Com.VSem.	Nov/Dec.20017	46	43	93.47%	30	10	3	0
B.Com.VI Sem	May/June 2018	46	45	97.82%	13	24	8	0

2.12 How does IQAC Contribute/Monitor/Evaluate the Teaching & Learning processes :

By Feedback by students

2.13 Initiatives undertaken towards faculty development

<i>Faculty / Staff Development Programmes</i>	<i>Number of faculty benefitted</i>
Refresher courses	02
UGC – Faculty Improvement Programme	—
HRD programmes	—
Orientation programmes	—
Faculty exchange programme	—
Staff training conducted by the university	—
Staff training conducted by other institutions	—
Summer / Winter schools, Workshops, etc.	—
Others	—

2.14 Details of Administrative and Technical staff

Category	Number of Permanent Employees	Number of Vacant Positions	Number of permanent positions filled during the Year	Number of positions filled temporarily
Administrative Staff	09	—	—	—
Technical Staff	—	—	—	—

Criterion – III

3. Research, Consultancy and Extension

3.1 Initiatives of the IQAC in Sensitizing/Promoting Research Climate in the institution

Sri. C.V Kalaburgi Associate. Professor in Rural Development got awarded Ph.D Degree from Gulbarga University, Kalaburagi, Karnataka

3.2 Details regarding major projects

	Completed	Ongoing	Sanctioned	Submitted
Number	—	—	—	—
Outlay in Rs. Lakhs	—	—	—	—

3.3 Details regarding minor projects

	Completed	Ongoing	Sanctioned	Submitted
Number	—	—	—	—
Outlay in Rs. Lakhs	—	—	—	—

3.4 Details on research publications

	International	National	Others
Peer Review Journals	—	—	—
Non-Peer Review Journals	—	—	—
e-Journals	—	—	—
Conference proceedings	—	—	—

3.5 Details on Impact factor of publications:

Range Average h-index Nos. in SCOPUS

3.6 Research funds sanctioned and received from various funding agencies, industry and other organisations

Nature of the Project	Duration Year	Name of the funding Agency	Total grant sanctioned	Received
Major projects				
Minor Projects				
Interdisciplinary Projects				
Industry sponsored				
Projects sponsored by the University/ College				
Students research projects <i>(other than compulsory by the University)</i>				
Any other(Specify)				
Total				

3.7 No. of books published i) With ISBN No. Chapters in Edited Books

ii) Without ISBN No.

3.8 No. of University Departments receiving funds from
 UGC-SAP CAS DST-FIST
 DPE DBT Scheme/funds

3.9 For colleges
 Autonomy CPE DBT Star Scheme
 INSPIRE CE Any Other (specify)

3.10 Revenue generated through consultancy

3.11 No. of conferences /
Workshop organized by the
 Institution

Level	International	National	State	University	College
Number	-		-	-	-
Sponsoring agencies	-	-	-	-	-

3.12 No. of faculty served as experts, chairpersons or resource persons

3.13 No. of collaborations International National Any other

3.14 No. of linkages created during this year

3.15 Total budget for research for current year in lakhs :

From Funding agency From Management of University/College
 Total

3.16 No. of patents received this year

Type of Patent		Number
National	Applied	-
	Granted	-
International	Applied	-
	Granted	-
Commercialised	Applied	-
	Granted	-

3.17 No. of research awards/ recognitions received by faculty and research fellows
Of the institute in the year

Total	International	National	State	University	Dist	College
-	-	-	-	-	-	-

3.18 No. of faculty from the Institution who are Ph. D. Guides and students registered under them

3.19 No. of Ph.D. awarded by faculty from the Institution

3.20 No. of Research scholars receiving the Fellowships (Newly enrolled + existing ones)

JRF SRF Project Fellows Any other

3.21 No. of students Participated in NSS events: ?

University level State level

National level International level

3.22 No. of students participated in NCC events: ?

University level State level

National level International level

3.23 No. of Awards won in NSS: ?

University level State level

National level International level

3.24 No. of Awards won in NCC: ?

University level State level

National level International level

3.25 No. of Extension activities organized

University forum College forum

NCC NSS Any other

3.26 Major Activities during the year in the sphere of extension activities and Institutional Social Responsibility

- 1) Eye check-up camp with the help of our sister Institution Basaveshwar Hospital Gulbarga .
- 2) Literacy Programme 3) Field Work 4) Industrial Tour 5) Aids awareness Programme under Red Ribban club.

Students trained in personality development programmes by Nagavi infosis centre.

Criterion – IV

4. Infrastructure and Learning Resources

4.1 Details of increase in infrastructure facilities:

Facilities	Existing	Newly created	Source of Fund	Total
Campus area	2 2.2Acres	—	Management	11 Acres 13 Gunta
Class rooms	--	--	--	--
Laboratories	--	--	--	--
Seminar Halls	--	--	--	--
No. of important equipments purchased (≥ 1-0 lakh) during the current year.				
Value of the equipment purchased during the year (Rs. in Lakhs)	--	--	--	--
Others	--	--	--	--

4.2 Computerization of administration and library

4.3 Library services:

	Existing		Newly added		Total	
	No.	Value	No.	Value	No.	Value
Text Books	9267	—	108	10450	9374	
Reference Books	—	—	—	—	—	
e-Books	—	—	—	—	—	
Journals	45	—	—	—	—	
e-Journals			—	—	—	
Digital Database	—		—	—	—	
CD & Video	14		—	—	—	
Others (specify)	—		—	—	—	

4.4 Technology up gradation (overall)

	Total Computers	Computer Labs	Internet	Browsing Centres	Computer Centres	Office	Departments	Others
Existing	20	One	Yes	—	Yes	Yes	Yes	—
Added	05	—	Yes	—	Yes	Yes	Yes	—
Total	25	One	2	—	1	1	1	—

4.5 Computer, Internet access, training to teachers and students and any other programme for technology upgradation (Networking, e-Governance etc.)

Yes, training given by our Management

4.6 Amount spent on maintenance in lakhs :

i) ICT	9800
ii) Campus Infrastructure and facilities	25000
iii) Equipments	60900
iv) Others	12,88,847
Total :	13,84,547

Criterion – V

5. Student Support and Progression

5.1 Contribution of IQAC in enhancing awareness about Student Support Services

IQAC Organises Orientation programme for B.A/B.Com. Ist Sem. Students about students support services available in institution and also for BA/B.Com Final students placement and opportunities with the help of Students grievance cell and placement cell of the college.

5.2 Efforts made by the institution for tracking the progression

1) Development of infrastructure facilities.

5.3 (a) Total Number of students

UG	PG	Ph. D.	Others

(b) No. of students outside the state

—

(c) No. of international students

—

Men	No	%	Women	No	%

Last Year 2016-17						This Year 2017-18					
General	SC	ST	OBC	Physically Challenged	Total	General	SC	ST	OBC	Physically Challenged	Total
—	77	66	274	—	417	01	108	09	257	—	375

Demand ratio 1:1 Dropout % B.A. 13.63 %

B.Com. 16.36 %

5.4 Details of student support mechanism for coaching for competitive examinations (If any)

Special Lecture on Skill Development is organized in collaboration with Deshpande Education trust.

No. of students beneficiaries

47

5.5 No. of students qualified in these examinations

NET SET/SLET GATE CAT
 IAS/IPS etc State PSC UPSC Others

5.6 Details of student counselling and career guidance

The Co-Ordinator of career guidance Cell always guides students for placements and encourage for competitive Examination , etc.

No. of students benefitted

5.7 Details of campus placement

<i>On campus</i>			<i>Off Campus</i>
Number of Organizations Visited	Number of Students Participated	Number of Students Placed	Number of Students Placed
—	Participated at our sister institution	—	—

5.8 Details of gender sensitization programmes

—

5.9 Students Activities

5.9.1 No. of students participated in Sports, Games and other events

State/ University level National level International level

No. of students participated in cultural events

State/ University level National level International level

5.9.2 No. of medals /awards won by students in Sports, Games and other events

Sports : State/ University level National level International level

Cultural: State/ University level National level International level

5.10 Scholarships and Financial Support

	Number of students	Amount
Financial support from government	77	675683
Financial support from minority	39 (applied)	NA
Financial support from other sources(BCM)	160	429460
Number of students who received International/ National recognitions	—	—

5.11 Student organised / initiatives

Fairs : State/ University level National level International level

Exhibition: State/ University level National level International level

5.12 No. of social initiatives undertaken by the students

5.13 Major grievances of students (if any) redressed: _____

Criterion – VI

6. Governance, Leadership and Management

6.1 State the Vision and Mission of the institution

VISION

To realise the need in imparting higher education this backward region, encouraging the poor, supporting depressed and uprighting the neglected students of rural background with harmonious blending of actions, emotions and intellect.

MISSION

The mission of the institution is to create social awareness to place the students' in the mainstream of the society ennobling discipline. Self respect, Self –reliance and motivating leadership qualities in students.

6.2 Does the Institution has a management Information System (MIS)

—

6.3 Quality improvement strategies adopted by the institution for each of the following:

6.3.1 Curriculum Development

Since ours is an affiliated college we do not have any power to charge the curriculum. However some of our staff members are working as BOS Members contributing in the design of Syllabus by taking the feedback from students.

6.3.2 Teaching and Learning

- Adopting innovative teaching methods and materials.
- Motivating staff to take minor and major research projects.
- Deputing staffs to attend International, National Seminars, workshops to improve their quality.
- Students are given home and class assignments.
- Organizing field work and industrial visit.

6.3.3 Examination and Evaluation

Apart from University examination regular tests tutorials and internal examinations are conducted. The evaluated answer scripts are given back to students to have transparency in Exams.

6.3.4 Research and Development

The faculty members are motivated and encouraged to attend the teacher training Programmes, seminars and also to take up to major, minor research projects.

6.3.5 Library, ICT and physical infrastructure / instrumentation

The college taking necessary steps to develop Library and Physical infrastructure .such as computers, internet , printer etc.

6.3.6 Human Resource Management

Our college is situated in a remote backward Taluka of Karnataka State. We are taking all necessary steps in Imparting Higher Education to the youths of this region, also subjects like Rural Development, Indian Constitution, Environment Science and Computer Applications are taught which helps them to improve their quality.

6.3.7 Faculty and Staff recruitment

—

6.3.8 Industry Interaction / Collaboration

B.Com. Final year Students are taken to industry for project work, as a part of their curriculum the same is submitted to the college .

6.3.9 Admission of Students

The admission of students is done as per the norms of University and reservation policy of the Government.

—

6.4 Welfare schemes for

Teaching & Non Teaching	<ul style="list-style-type: none">•Concessional Medical Facility is given to Staff and their dependents at HKES Basaveshwar Hospital.•The children of Staff are given Engineering and Medical Sheets by the Management.•Management Supports staffs in taking Loans for construction of Houses and Education of their children.
Students	<ul style="list-style-type: none">• Students are provided with bus facility for their study tour and Industrial tour on concession basis.

6.5 Total corpus fund generated

6.6 Whether annual financial audit has been done Yes No

6.7 Whether Academic and Administrative Audit (AAA) has been done?

Audit Type	External		Internal	
	Yes/No	Agency	Yes/No	Authority
Academic	Yes	JD/Uni.	Yes	Management
Administrative	Yes	JD	Yes	Management

6.8 Does the University/ Autonomous College declares results within 30 days?

For UG Programmes Yes No

Ours is a affiliated college.

For PG Programmes Yes No

6.9 What efforts are made by the University/ Autonomous College for Examination Reforms?

—

6.10 What efforts are made by the University to promote autonomy in the affiliated/constituent colleges?

—

6.11 Activities and support from the Alumni Association

Every year college organizes alumni association meeting and their valuable suggestion are taken into consideration for the development of institution.

6.12 Activities and support from the Parent – Teacher Association

Every year college organizes Parents meeting and their valuable suggestion are taken into consideration, for overall development of students.

6.13 Development programmes for support staff

Management organizing training programmes, both for Teaching and Non-Teaching staff to develop their computer and communication skill.

6.14 Initiatives taken by the institution to make the campus eco-friendly

Our college campus is surrounded by lawn, plants and trees which have added beauty to campus. It is kept clean and well maintained by the gardeners appointed by the Management. NSS Volunteers also contribute for the maintenance.

Criterion – VII

7. Innovations and Best Practices

7.1 Innovations introduced during this academic year which have created a positive impact on the functioning of the institution. Give details.

- Accessibility of Internet facility to Staff and Students.
- The college conducts special Coaching classes for students on personality development spoken English & Basic Computer.

7.2 Provide the Action Taken Report (ATR) based on the plan of action decided upon at the beginning of the year

As per the plan of action the organised one day workashop on " skill development through make in India " in the college

7.3 Give two Best Practices of the institution (*please see the format in the NAAC Self-study Manuals*)

- 1) Free Spoken English and Basic Computer training
- 2) Organizing Saravadharama Pratahana on every Tuesday
- 3) Library Best user award.
- 4) Cash Awards to meritorious students by staff.

7.4 Contribution to environmental awareness / protection

- The subject of Environmental Study is Prescribed for B.A./B.Com. Students to create awareness of Environment among them.
- N.S.S. Unit of our college organizes a special Lecture on Environment Protection in college and Camps.

7.5 Whether environmental audit was conducted?

Yes

No


7.6 Any other relevant information the institution wishes to add. (for example SWOT Analysis)

<p style="text-align: center;">Strength</p> <ul style="list-style-type: none">•Adequate infrastructure with well equipped library.•Free Spoken English coaching and computer training. <p style="text-align: center;">Weaknesses</p> <ul style="list-style-type: none">•College is situated in a remote backward area.•Lack of permanent staff. <p style="text-align: center;">Opportunities</p> <ul style="list-style-type: none">•60% of the students being girls who are studious and hardworking can contribute to higher success rate.•Organizing free coaching classes for competitive examinations in collaboration with other organization. <p style="text-align: center;">Threats</p> <ul style="list-style-type: none">•Most of the students are coming from rural and agricultural family background are poor in English which may affect on the overall results of the college.•Lack of transport facilities.


8. Plans of institution for next year

<ul style="list-style-type: none">• Plan to organize National Seminar• Plan to organise workshop• Plan to conduct Historical tour• Plan to conduct Industrial tour by commerce Department• Plan to organize Orientation Program• Plan to organise Social activities• Plan to introduce certificate courses• Plan to organise Coaching classes for competitive exams• Plan to organise special lecture• Plan to visit Gram Panchayat by Dept. of Rural Development.• Plan to Organize Special Lecture on personality development

Name : Dr.Manikamma N Sulanpur
Asst. Professor in Sociology


Signature of the Coordinator, IQAC
HKES Smt. C.B. Patil Arts & Commerce
Degree College, Chincholi

Name Dr.S.H.Hosamani
Principal


Signature of the Chairperson, IQAC
HKES's Smt. C.B. Patil
Degree College
Chincholi Dist. Kalaburagi